

# Results from Community-Led Survey

220 kV Marsyangdi Corridor (Lamjung district, Nepal)

*Conducted by FPIC & Rights Forum, with support from Accountability Counsel and the Lawyers' Association for Human Rights of Nepalese Indigenous Peoples (LAHURNIP)*

May 7, 2019

# Table of Contents

Table of Contents	2
Executive Summary	3
Introduction	4
Methodology	4
Who are the communities?	5
Location	5
Demographics	7
Age by Gender and Ethnic Identity	8
Identity and Indigenous Affiliation	9
Family Demographics	10
What are the impacts of the 220 kV Marsyangdi Corridor?	10
Physical footprint of line on land	10
Community Concerns about the 220 kV Marsyangdi Corridor	11
Concerns by all Affected Respondents	12
Concerns by Gender	13
Concerns by Identity	14
Failures in Consultation and Information Disclosure	15
Intersection with Other Projects	17
Other Transmission Lines	17
Other Transmission Lines and Hydropower Projects	17
Comparing Concerns with Other Transmission Lines	18
Conclusion	19

# Executive Summary

The European Investment Bank (EIB) is funding the 220 kV Marsyangdi Corridor high voltage transmission line as part of the nearly 100 million euro Nepal Power System Expansion Project. The Free, Prior and Informed Consent (FPIC) & Rights Forum, Lamjung District (Nepal) is an umbrella organization for local-level Struggle Committees of people affected by various power sector projects in the Lamjung district of Nepal, including the 220 kV Marsyangdi Corridor, which is slated to pass over their homes, lands, forests, and community spaces. The Forum filed a complaint with the EIB's Complaints Mechanism in October 2018 requesting mediation to help resolve the community's concerns about the project.

This report provides the results from a community-led research survey conducted in the Lamjung district of Nepal from July 2018 to September 2018. The FPIC & Rights Forum conducted this community-led survey to better understand:

- Demographic information for communities affected by the 220 kV Marsyangdi Corridor transmission line;
- What concerns affected communities have about the 220kV Marsyangdi Corridor, if any; and
- Potential overlap of impacts of the 220 kV Marsyangdi Corridor with other hydropower sector development in the region.

Of the 176 survey responses, 124 reported being affected by the 220 kV Marsyangdi Corridor. A survey response by the Khasur Community Forest was excluded from the data analysis, even though it was telling that the Khasuris, a traditional Indigenous Gurung community, saw the forest as a person that needed to be heard and respected.

The remaining 123 respondents were from different households, representing the views of approximately 850 family members. They spanned a range of ages, identities, and genders. Overall, the majority (56%) of respondents identify as Indigenous. The remaining non-Indigenous respondents identified as Brahmin/Chettri, except for one Dalit person. Only 20% of the survey respondents were women, even though the region has more women than men, and most of these respondents are Brahmin women. This suggests there is a greater need to hear the voices of Dalit people and women, especially Indigenous and Dalit women. Nearly 90% of the respondents said their families had lived in the area for generations, long before any hydropower sector development.

Eighty nine percent of respondents affected by the 220 kV transmission line reported that the line will pass through their land. The majority of respondents also indicate that their houses will be near or under a transmission line, most saying within 100 meters of their home. More than one third of respondents reported that a tower would be built on their land, with an additional 27% reporting they were unsure whether a tower would be built, pointing to the lack of information and potential misinformation on the ground.

The data shows that community members are concerned about economic impacts (including devaluation of land, difficulty getting mortgages, and inadequate compensation); environmental impacts (such as impacts on birds, animals, trees, crops, sound pollution, and visual pollution); and social impacts (such as lack of FPIC, health and safety concerns, and issues arising from non-local labour employed in the construction of the project).

When asked how they learned about the project, the vast majority of the communities said peer community leaders told them, rather than someone from the government or project authorities. This highlights the lack of information disclosure and consultation by the project authorities and the government.

Seventy six percent of respondents affected by the 220 kV Marsyangdi Corridor reported also being affected by hydropower generation projects or other power lines, and 51% reported being affected by SinoHydro's already constructed 132 kV Bhulbhule Mid-Marsyangdi transmission line, which came online recently in 2016. This means the communities' concerns about the planned 220 kV Marsyangdi Corridor are real, and informed by their first-hand lived experience with another similar project.

## Introduction

Nepal plans to build about 7,400 MW of hydropower generation in the Western region by 2040, of which as much as 2,200 MW appears to be planned from the Marsyangdi river and its tributaries in the Lamjung and Manang districts. Transmission lines are being built to transfer this electricity to places of high demand. Notably, the European Investment Bank (EIB) and Asian Development Bank (ADB) are supporting the Nepal Electricity Authority to build a 220 kV high voltage transmission line called the Marsyangdi Corridor, among numerous other lines, as part of the Nepal Power System Expansion Project.

Unfortunately, despite the high levels of environmental and social due diligence policies at the EIB and the ADB, the local communities were not properly consulted about the project. They have many concerns that they want to see addressed before the project moves forward. The communities are demanding that hydropower sector projects in their region seek their free, prior, and informed consent (FPIC) and respect their rights, including to health, safety, and livelihoods. They have organized together as the FPIC & Rights Forum, which is a district-level umbrella organization of several Struggle Committees at the village level, comprised of people affected by various hydropower sector projects in Lamjung district.

The FPIC & Rights Forum asserts the project authorities have not given the communities information about the 220 kV Marsyangdi Corridor or consulted them about its impacts, and the communities are concerned the project's environmental and social assessment documents do not adequately reflect ground realities. In order to create data that better reflects ground realities, the FPIC & Rights Forum conducted a survey to better understand who is affected by the 220 kV Marsyangdi Corridor, how they are affected, and what their concerns are.

## Methodology

The FPIC & Rights Forum requested Accountability Counsel and the Lawyers' Association for Human Rights of Nepalese Indigenous Peoples (LAHURNIP) for help to design and implement a community-led survey process. The purpose of this community-led survey was to identify who is affected by the 220 kV Marsyangdi Corridor, the level of information disclosure and consultation in the project, and communities' concerns about the project.

The final survey form was four-pages-long and written in Nepali. It had 21 questions. Other than for biographical information, the survey primarily used multiple choice questions. Some of the multiple choice questions allowed the respondents to choose an “other” category and provide a descriptive qualitative response. The form is appended at the end of the report.

The survey forms were distributed to community leaders in July 2018 at a meeting in Besisahar, Lamjung. The meeting was attended by key leaders from different parts of Lamjung who are part of their local cluster-level struggle committees or otherwise part of the central district-level FPIC & Rights Forum. At the meeting, about ten of the attendees took ownership of ten to twenty forms each. They took the forms back to their communities and conducted the survey with people in their community.

Completed survey forms were collected by the FPIC & Rights Forum, and returned to LAHURNIP and Accountability Counsel in batches as they were completed. The final batch of forms was received in September 2018. Accountability Counsel and LAHURNIP engaged a data entry specialist and interpreter in early 2019 to transliterate and translate the answers into English and enter them into a spreadsheet. Qualitative responses have been accounted for in the quantitative analysis and in the report text to add more context.

In total, 175 valid<sup>1</sup> responses were received and entered into the spreadsheet. While most of the community leaders who took responsibility to survey their community members were from villages affected by the 220 kV Marsyangdi Corridor, some of them were not. Additionally, while the goal of the survey was to understand community members affected by the 220 kV Marsyangdi Corridor, many of the survey respondents appear not be affected by the project. In the returned forms, 123 reported being affected by the 220 kV Marsyangdi Corridor.

All information below refers specifically to the 220 kV Marsyangdi Corridor affected respondents, unless noted otherwise. In an effort to show both responses relative to totals and in absolute values, most charts note the frequency of a given response, labeled with the total number of responses in parentheses. For example, Chart 1 shows that 72 respondents, equal to 59% of all 220 kV Marsyangdi Corridor affected respondents, were from Besisahar municipality in Lamjung district.

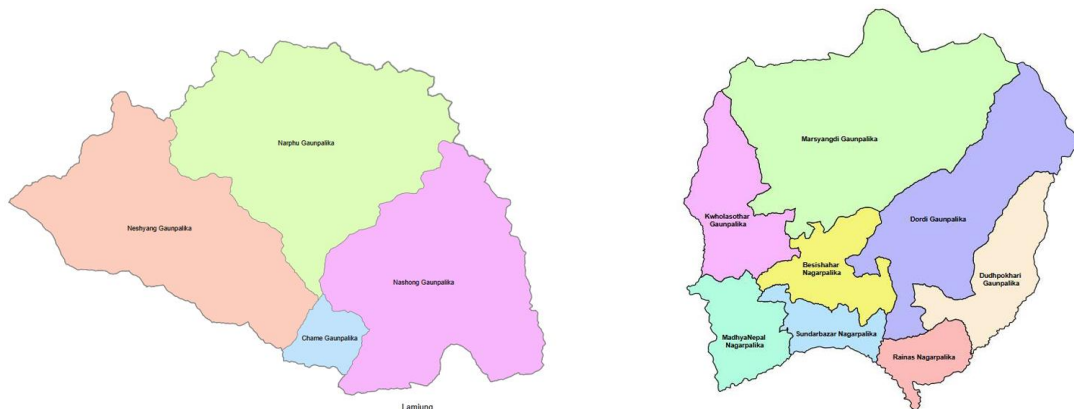
## Who are the communities?

### Location

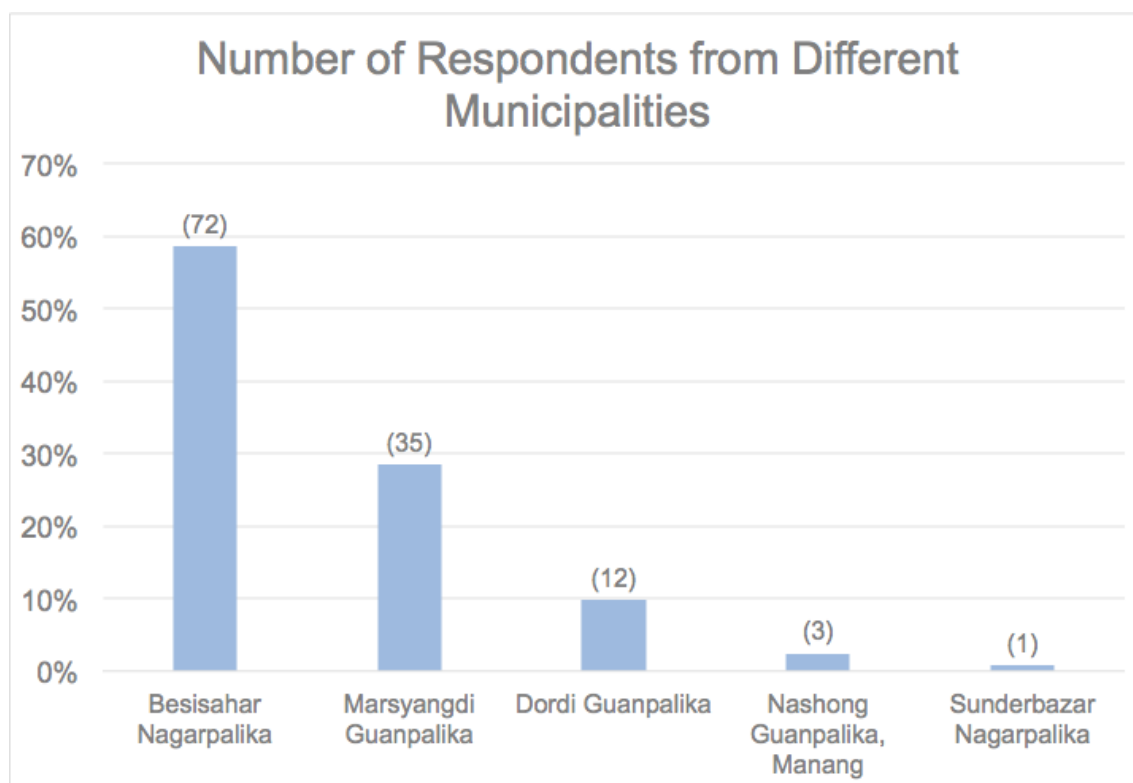
More than half of the respondents report coming from Besisahar municipality, the district headquarters of Lamjung. However, there are numerous respondents from the Marsyangdi and Dordi rural municipalities as well. There are three respondents from Manang district, just north of the Marsyangdi rural municipality in Lamjung.

---

<sup>1</sup> One response, filled out on behalf of the *Khasur Samudiak Van* forest, or Khasur Community Forest, was omitted and is excluded from the count, as it was decided to limit the survey analysis to natural persons only.



**Map 1 & 2:** Local government map for Lamjung district and Manang district. Source: Kathmandu Post.



**Chart 1:** The frequency of all municipalities (urban and rural) where respondents affected by the 220 kV EIB-funded Marsyangdi Transmission Line reside.

Municipality name	Ward Number	# of Respondents
Besisahar Nagarpalika		72
	2	3
	6	2

	10	65
	Not stated	2
<b>Dordi Gaunpalika</b>		<b>12</b>
	2	12
<b>Marsyangdi Gaunpalika</b>		<b>35</b>
	3	7
	4	4
	5	13
	8	11
<b>Nashong Gaunpalika, Manang</b>		<b>3</b>
	1	3
<b>Sunderbazar Nagarpalika</b>		<b>1</b>
	8	1

**Table 1:** Location of respondents by ward number within respective urban municipalities (nagarpalikas) and rural municipalities (gaunpalikas).

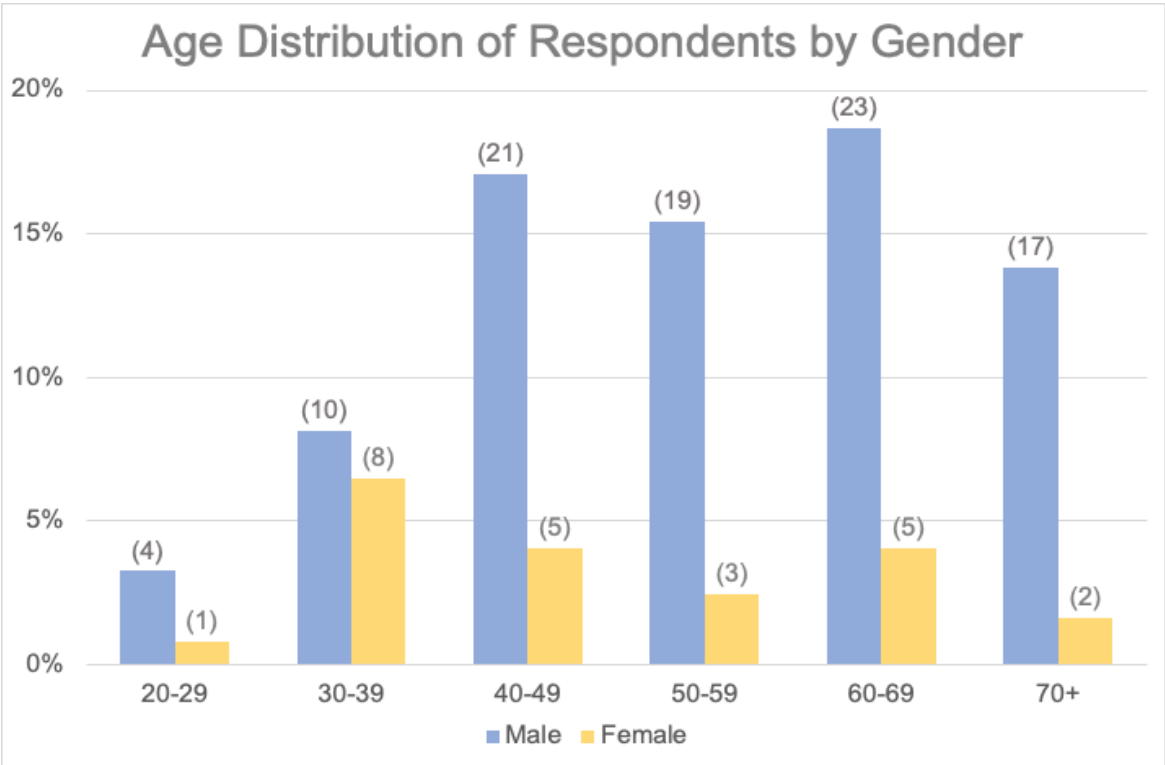
## Demographics

Respondents affected by the 220 kV Marsyangdi Corridor spanned a range of ages, identities, and genders. Female respondents skewed younger, with an average age of 47, compared to the average age of 55 for male respondents. Female respondent ages ranged from 24 to 79, and male respondents ranged from 25 to 91.

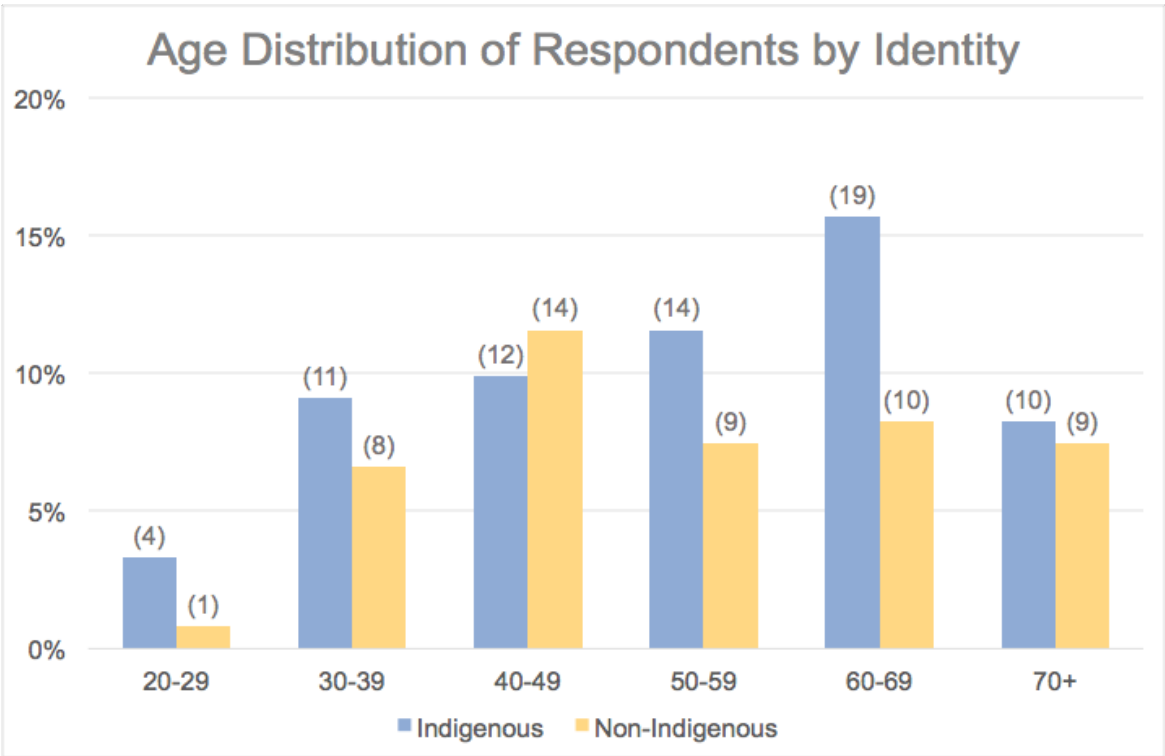
Respondents affected by the transmission line report an average family size of 7 members, with the largest reported family having 20 members.

The majority of respondents identify as Indigenous, though most did not identify their specific Indigenous identity. The remaining non-Indigenous respondents overwhelmingly identified as Brahmin/Chettri, with only one Dalit identifying respondent.

Age by Gender and Ethnic Identity

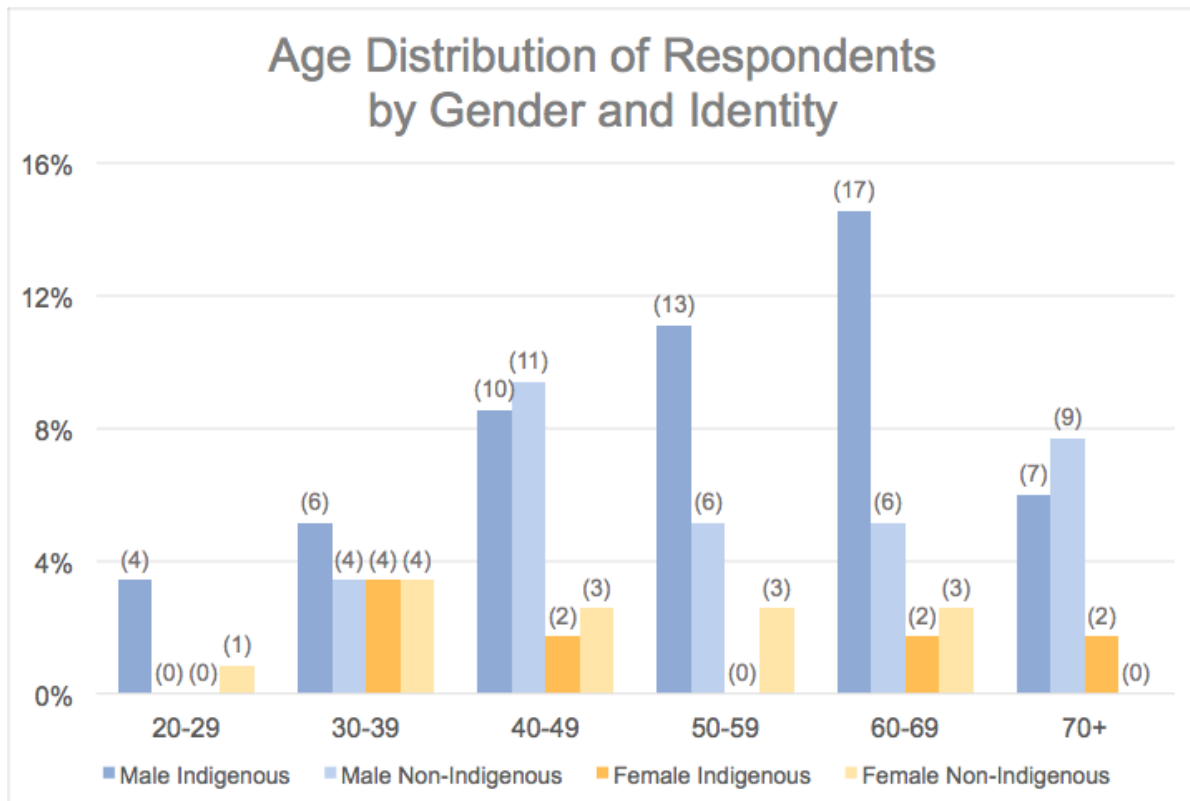


**Chart 2:** Age distribution of respondents affected by 220 kV EIB-funded Marsyangdi Corridor Transmission Line, disaggregated by gender. Column height represents percentage of total group; data labels in parenthesis represent actual number of respondents. Four respondents who did not report gender and one respondent who did not report age were omitted from the chart and from the totals for the percentage calculations.



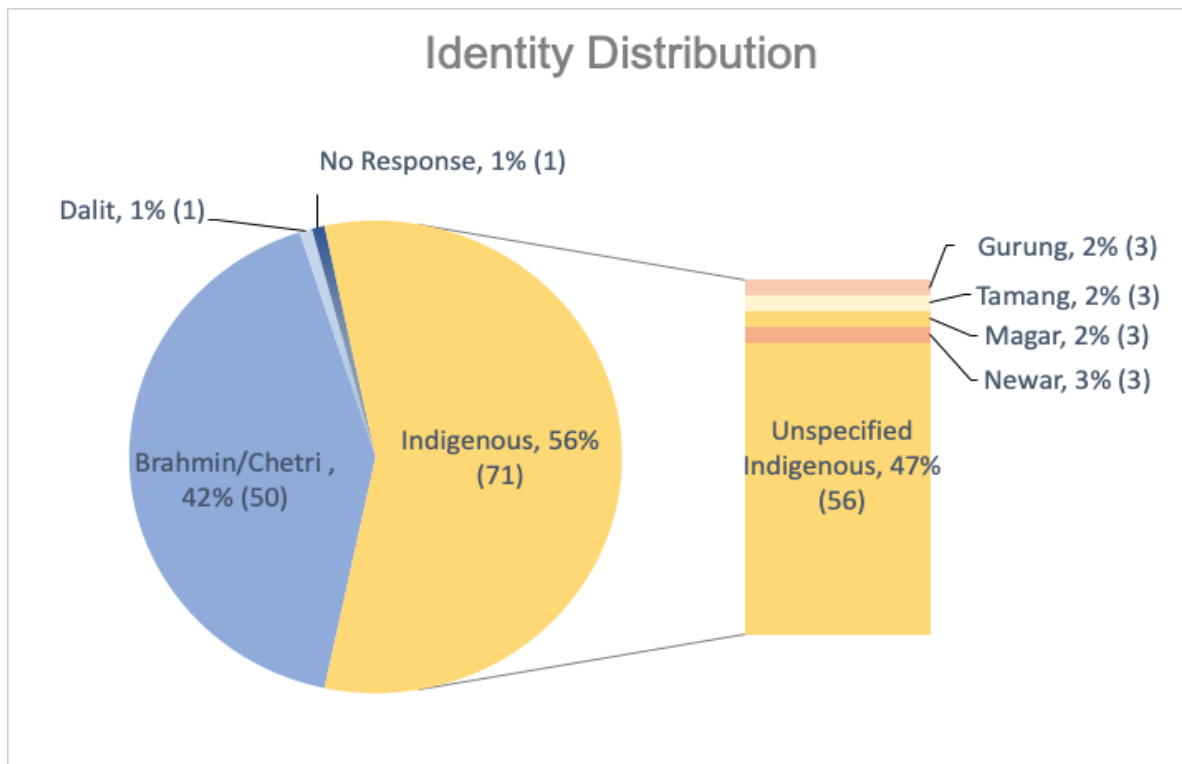
**Chart 3:** Age distribution of respondents affected by the 220 kV EIB-funded Marsyangdi Corridor Transmission Line disaggregated by indigeneity. One respondent who did not report identity and one respondent who did not report age were omitted from the chart.





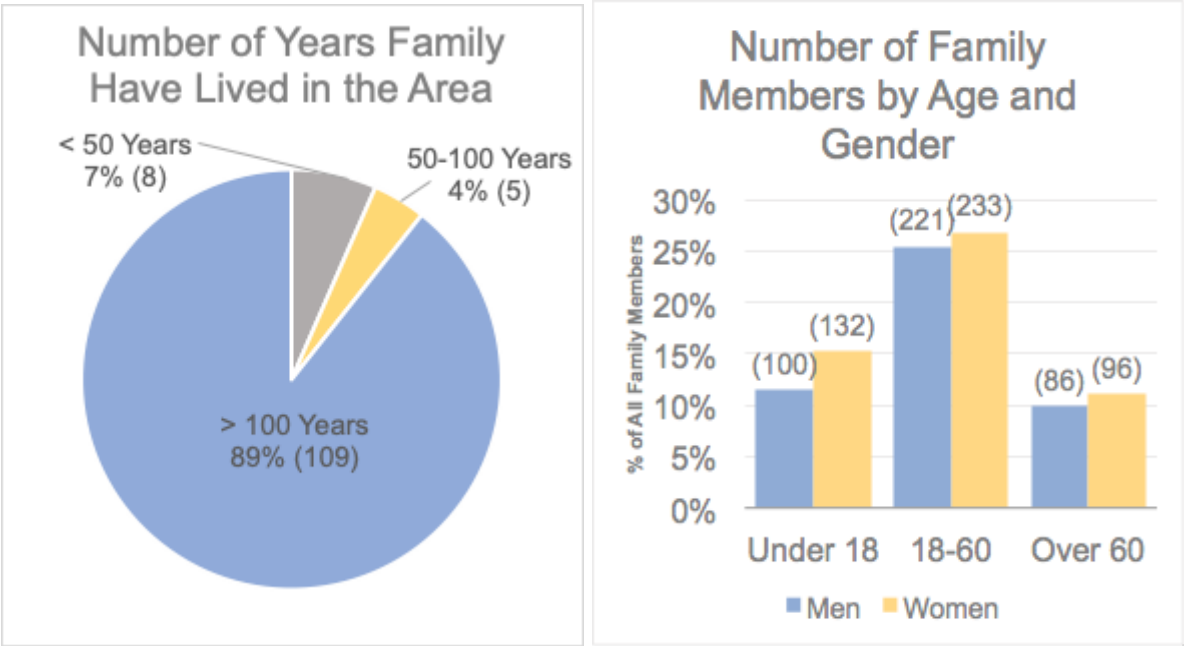
**Chart 4:** Age distributions by indigeneity and gender of respondents affected by the 220 kV EIB-funded Marsyangdi Corridor Transmission Line. Four respondents who did not report gender, one respondent who did not report identity, and one respondent who did not report age were omitted from the chart.

## Identity and Indigenous Affiliation



**Chart 5:** Identity distribution of respondents affected by 220 kV EIB-funded Marsyangdi Corridor Transmission Line.

## Family Demographics



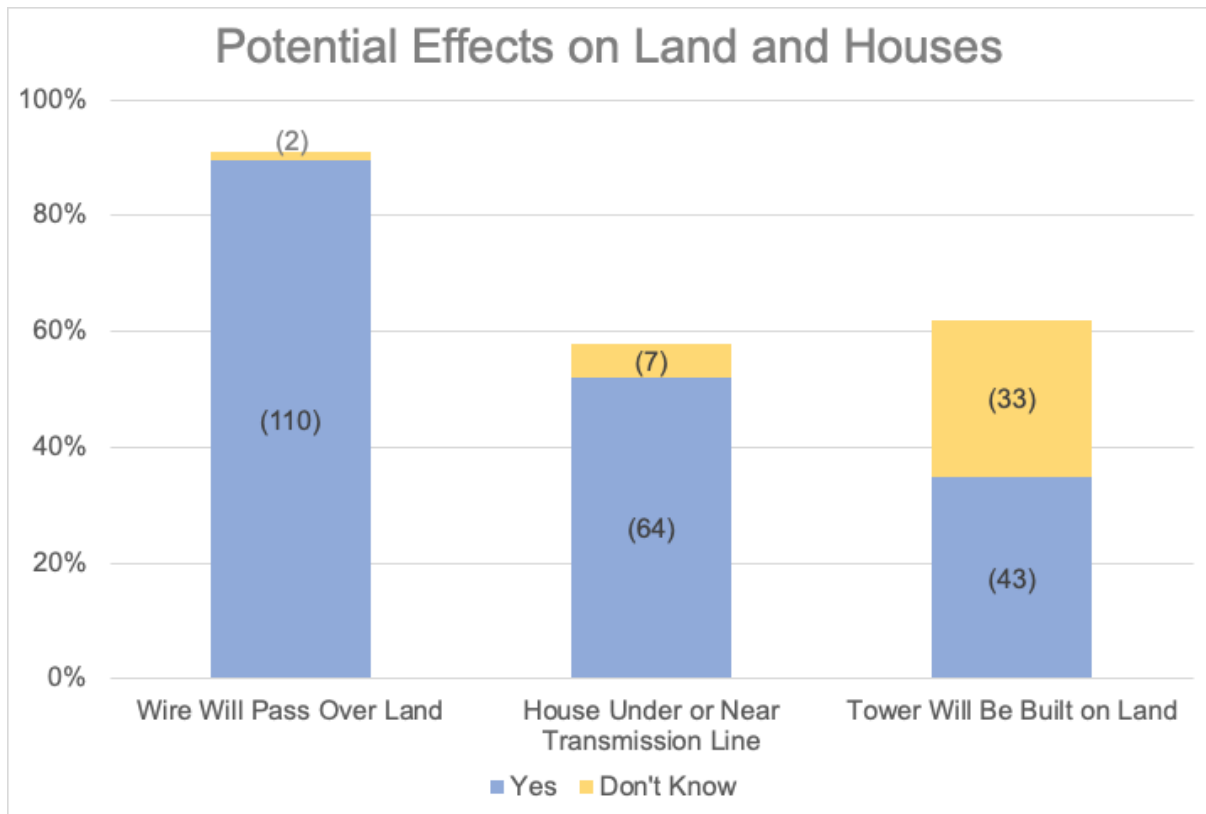
**Chart 6 (Left):** Length of time respondent families have lived in the area.

**Chart 7: (Right):** 868 identified family members divided by gender (407 male, 461 female) and age. There were 26 data points that were excluded in the data validation process because the sum of disaggregated data did not equal total number of family members. However, averages of remaining validated data were used in lieu.

## What are the impacts of the 220 kV Marsyangdi Corridor?

### Physical footprint of line on land

Eighty nine percent of respondents affected by the 220 kV transmission line reported that the line will pass through their land. The majority of respondents also indicated that their houses were near or under a transmission line, and about 89% provided a numerical figure for how far their house was from the transmission line. Three quarters of those who provided a numerical figure said that the line will fall within 100 meters of their home. More than one third of respondents reported that a tower would be built on their land, with an additional 27% reporting that they were unsure whether a tower would be built. The survey does not confirm whether indeed a tower will be built on the person's land, and relies on respondents' knowledge and perception.



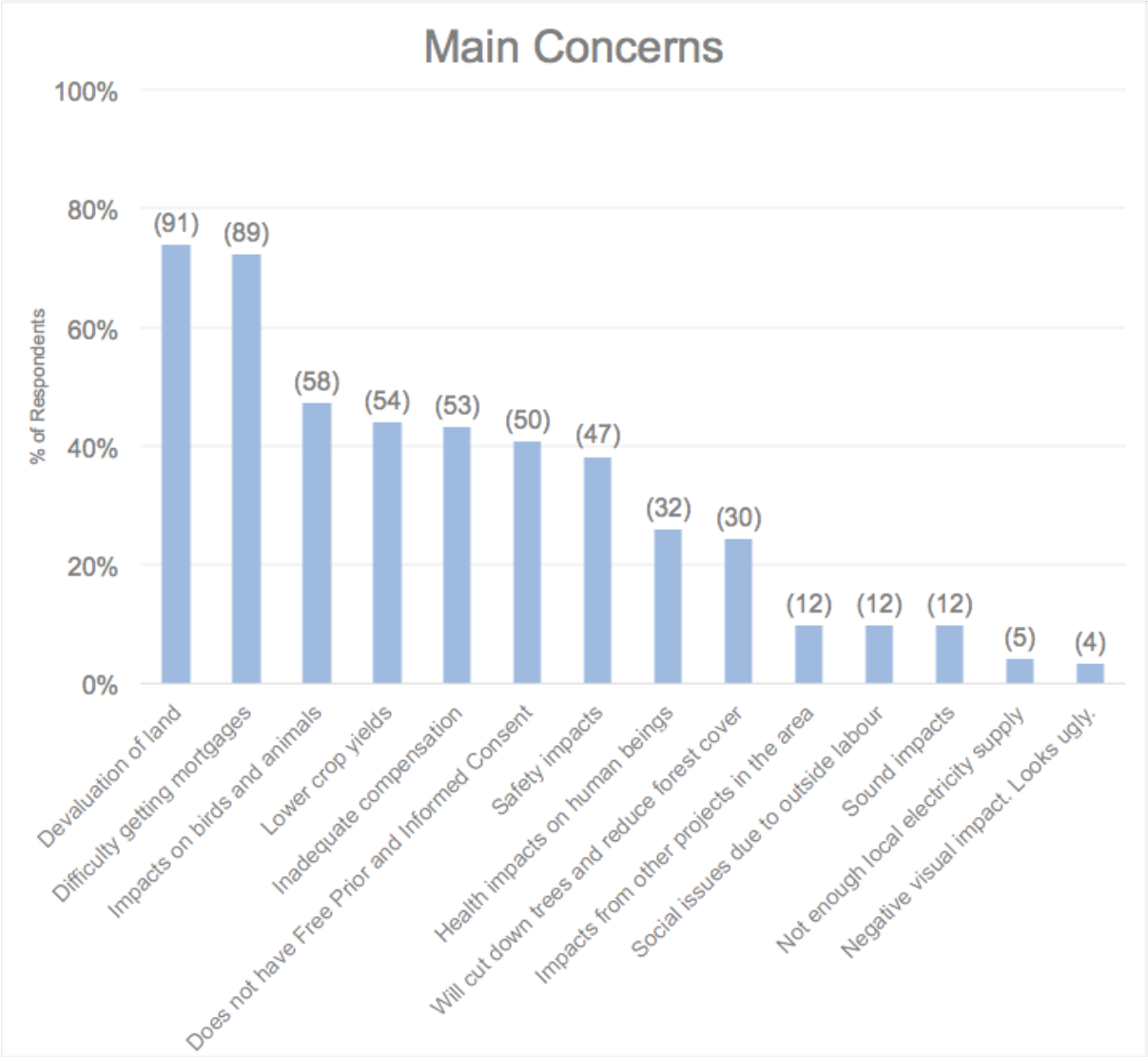
**Chart 8:** Number of respondents affected by the 220 kV transmission line experiencing different physical footprints of the line on their property. Two respondents who indicated that they were affected by the 220 kV line left all three questions blank and are not included above.

## Community Concerns about the 220 kV Marsyangdi Corridor

Each survey respondent was asked whether they had any concerns about the project, and if so, to choose their top five concerns. The survey form had 15 different options to choose from plus one labeled “Other” with space allowing the respondent to provide a qualitative response.

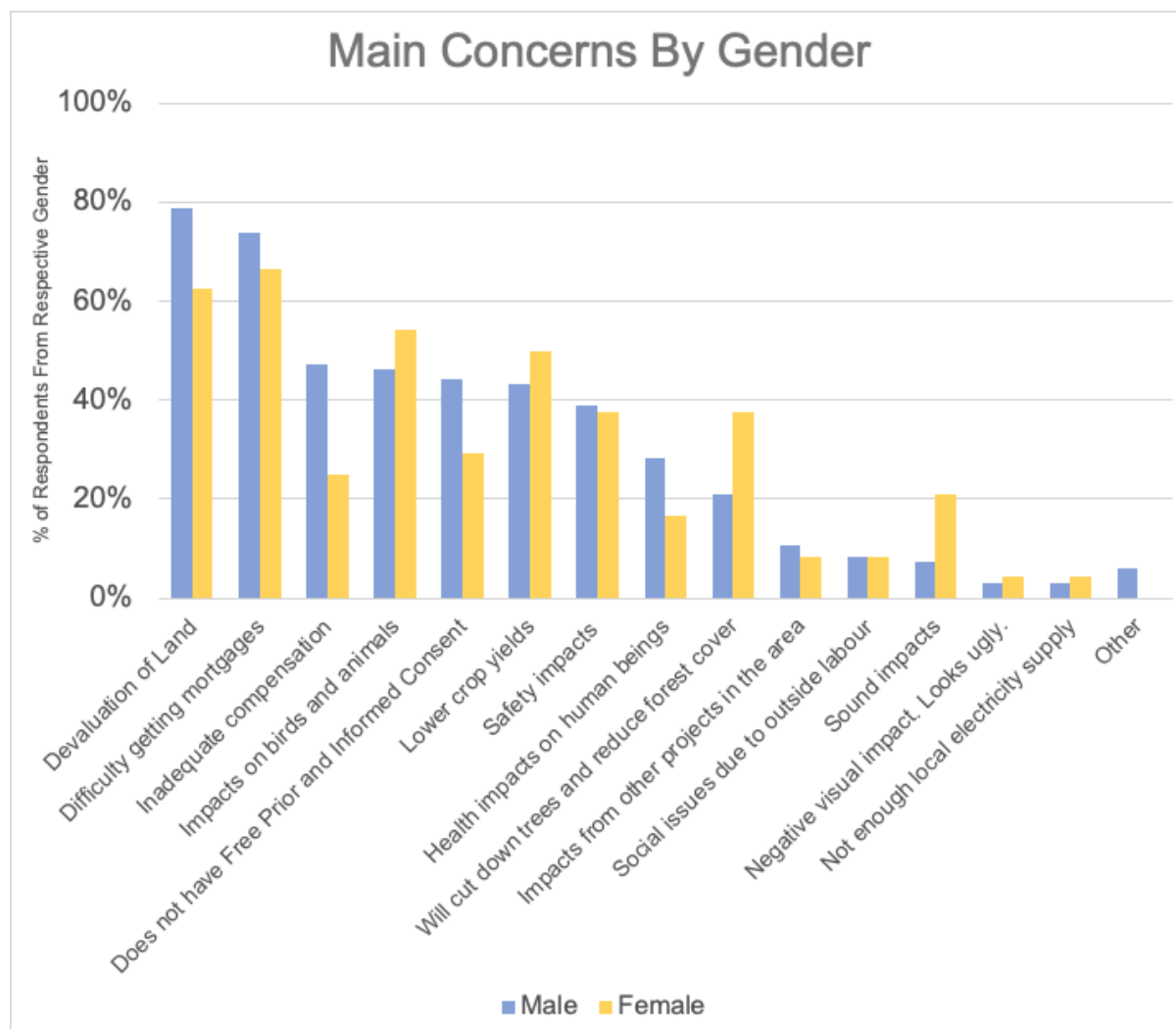
Eighty of the 123 respondents affected by the 220 kV Marsyangdi Corridor (78%) responded to the question of whether they had any concerns about the project, of which 57 (71%) chose yes, 8 (10%) chose no, and 15 (19%) were unsure. However, all 15 respondents who were unsure, along with 7 of the 8 respondents who chose no, and 31 of the 43 respondents who left the question blank, went on to choose from the list of concerns provided in question 21. All choices marked on the survey sheets for question 21 have been included in the following data analysis:

Concerns by all Affected Respondents



**Chart 9:** Frequency of concerns selected by respondents affected by the 220 kV EIB-funded Marsyangdi Corridor Transmission Line. Note: 15 respondents selected more than 5 issues. 18 respondents selected fewer than 5 issues, including 16 respondents who selected none. Some people reported additional concerns or qualitative responses to this question. 7 respondents mentioned that the transmission line should be underground, and 5 of those respondents also mentioned that the lines should be combined into a single route, so as to minimize the effects on individual people’s property. All 5 of those respondents are affected by other transmission lines or hydropower projects; one respondent reported that they are affected by five additional lines or projects. 6 respondents noted that if the line does go through people’s land, they should be adequately and appropriately compensated.

## Concerns by Gender

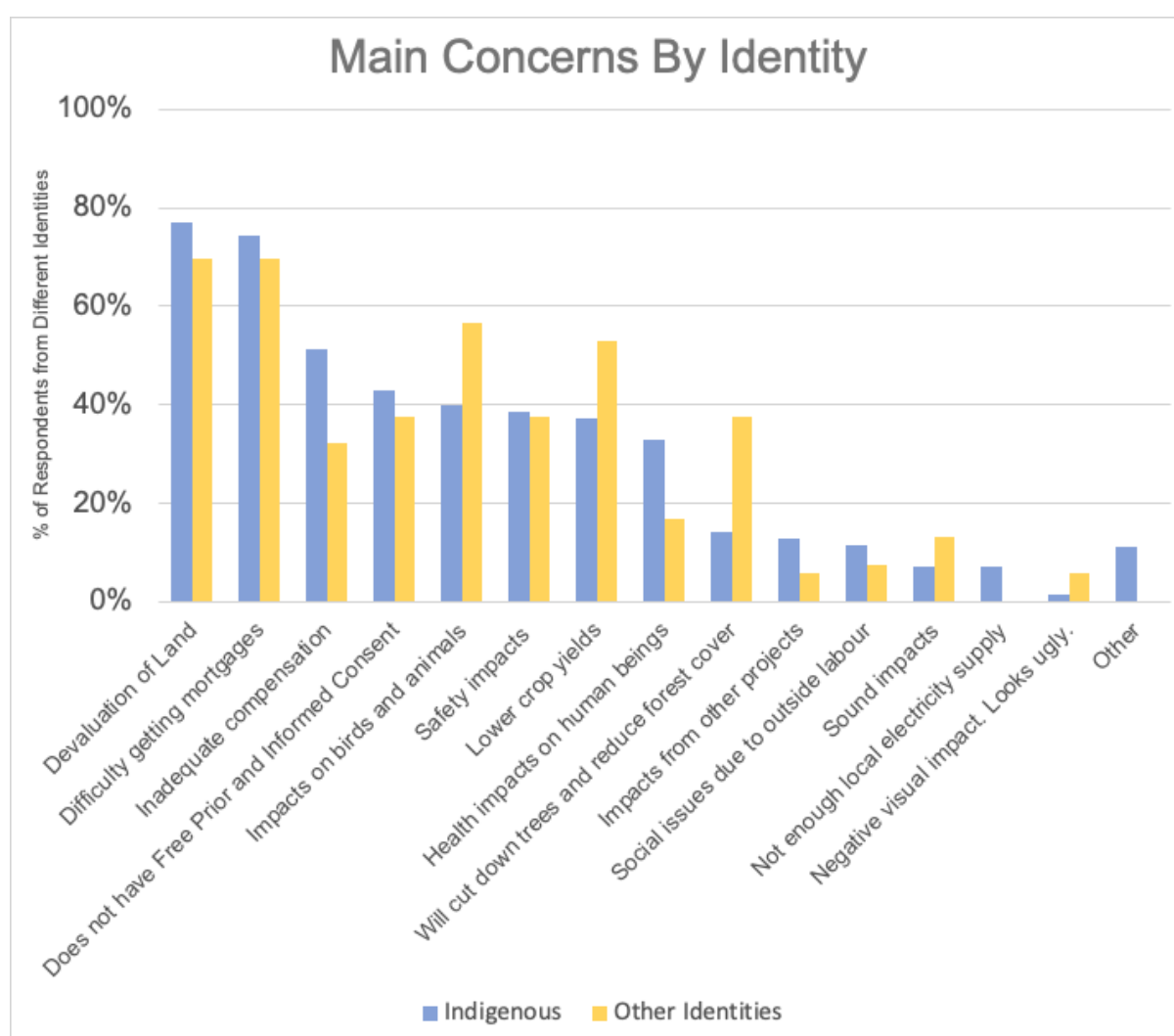


Concern	Male	Female
Devaluation of Land	75	15
Difficulty getting mortgages	70	16
Inadequate compensation	45	6
Impacts on birds and animals	44	13
Does not have Free Prior and Informed Consent of affected communities	42	7
Lower crop yields	41	12
Safety impacts	37	9
Health impacts on human beings	27	4
Will cut down trees and reduce forest cover	20	9
Impacts from other hydro and transmission projects in the area	10	2

Social issues due to outside labour	8	2
Sound impacts	7	5
Negative visual impact. Looks ugly.	3	1
Not enough local electricity supply	3	1
Other	6	0

**Chart 10 & Table 2:** Frequency of concerns by respondents affected by the 220 kV EIB-funded Marsyangdi Corridor Transmission Line, disaggregated by gender.

## Concerns by Identity



Concern	Indigenous	Other Identities
Devaluation of Land	54	37

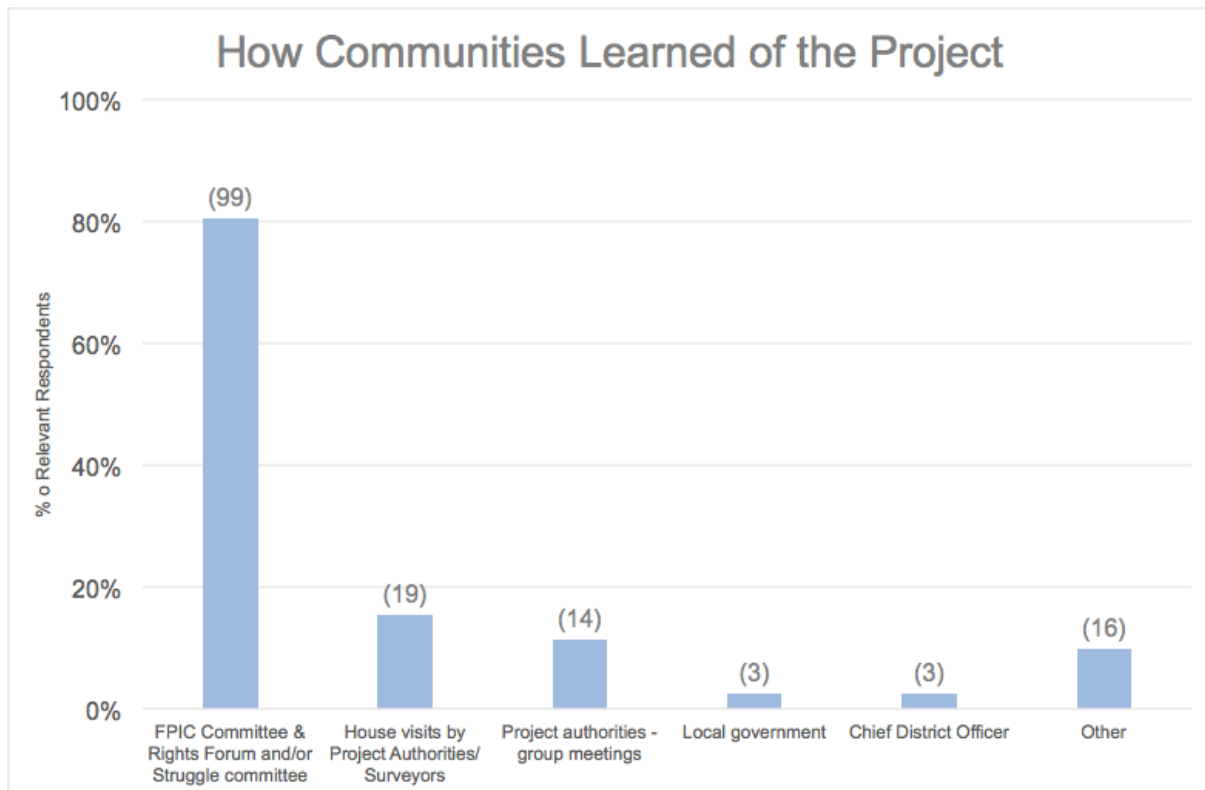
Difficulty getting mortgages	52	37
Inadequate compensation	36	17
Does not have Free Prior and Informed Consent of affected communities	30	20
Impacts on birds and animals	28	30
Safety impacts	27	20
Lower crop yields	26	28
Health impacts on human beings	23	9
Will cut down trees and reduce forest cover	10	20
Impacts from other hydro and transmission projects in the area	9	3
Social issues due to outside labour	8	4
Sound impacts	5	7
Not enough local electricity supply	5	0
Negative visual impact. Looks ugly.	1	3
Other	8	0

**Chart 11 & Table 3:** Frequency of concerns selected by respondents affected by the 220 kV EIB-funded Marsyangdi Corridor Transmission Line, disaggregated by identity.

## Failures in Consultation and Information Disclosure

Communities were asked how they learned about the project. It appears the vast majority of community members learned about the project from peer community leaders rather than from the government or project authorities. Only 30% of the respondents mentioned learning about the project at least in part through project authorities, surveyors, the Chief District Officer, and/or local government officials.

Alarming, more than half or 67% of respondents report receiving no information about the project from the authorities. Fifty six percent report hearing about the project only from the FPIC & Rights Forum and/or their local Struggle Committee. There were 16 individuals, or 13%, who provided a qualitative response to this question, 14 of which reported that no information was disclosed to them from project or government authorities. Two respondents said they learned about the project through rumors in the village.



**Charts 12:** Sources of information about the 220 kV EIB-funded Marsyangdi Corridor Transmission Line. Note: The total percentage adds up to more than 100% because 37 respondents identified more than one information source, and 13 chose none. The 16 respondents under the 'Other' category included qualitative responses.

In a similar question, where respondents were also asked whether anyone from the project or the government had spoken to them about the 220 kV Marsyangdi Corridor, only six people (5% of the total) said yes. Four respondents noted that if the 220 kV Marsyangdi Corridor affects people, including through displacement, they need to be provided adequate compensation and/or be relocated, which does not appear to be happening. They also ask for the transmission line to be moved underground and/or in a common corridor with any other existing or planned transmission lines. They state that if these two demands are not addressed, they will go out and protest.

Response	Frequency	Percentage
FPIC Committee, Rights Forum, or Struggle committee	69	56%
FPIC Committee, Rights Forum, or Struggle committee; Other	14	11%
Local government; Chief District Officer; FPIC Committee, Rights Forum, or Struggle committee; Other	2	2%
House visits by Project Authorities/Surveyors	3	2%
House visits by Project Authorities/Surveyors; FPIC Committee, Rights Forum, or Struggle committee	8	7%
House visits by Project Authorities/Surveyors; Project authorities - group meetings	6	5%
House visits by Project Authorities/Surveyors; FPIC Committee, Rights Forum, or Struggle committee; Project authorities - group meetings	1	1%



House visits by Project Authorities/Surveyors; Project authorities - group meetings; Local government; Chief District Officer	1	1%
Project authorities - group meetings	1	1%
Project authorities - group meetings; FPIC Committee, Rights Forum, or Struggle committee	5	4%
Left question blank	13	11%

**Table 4:** Responses to sources of information about the 220 kV EIB-funded Marsyangdi Corridor Transmission Line.

## Intersection with Other Projects

The 220 kV Marsyangdi Corridor is just one of multiple projects that communities are affected by. While the focus of the survey was the 220 kV Marsyangdi Corridor, it also asked communities to disclose what other transmission line or hydropower projects they are affected by.

### Other Transmission Lines

	Number	Total Family Members	Percent of Total
Affected by 220 kV line	123	895	100%
of which, also affected by 132 kV	64	453	51%
of which, also affected by distribution lines	36	266	30%
of which, only affected by 220 kV	43	316	35%

**Table 5:** Number of respondents affected by other transmission lines. Note that 20 respondents who are affected by both the 132 kV line and the distribution lines are counted in both rows. Percentages are rounded. One survey respondent from Besisahar municipality reported that there would be at least three additional transmission lines passing through their land from various different mid-sized hydropower generation projects or clusters of projects.

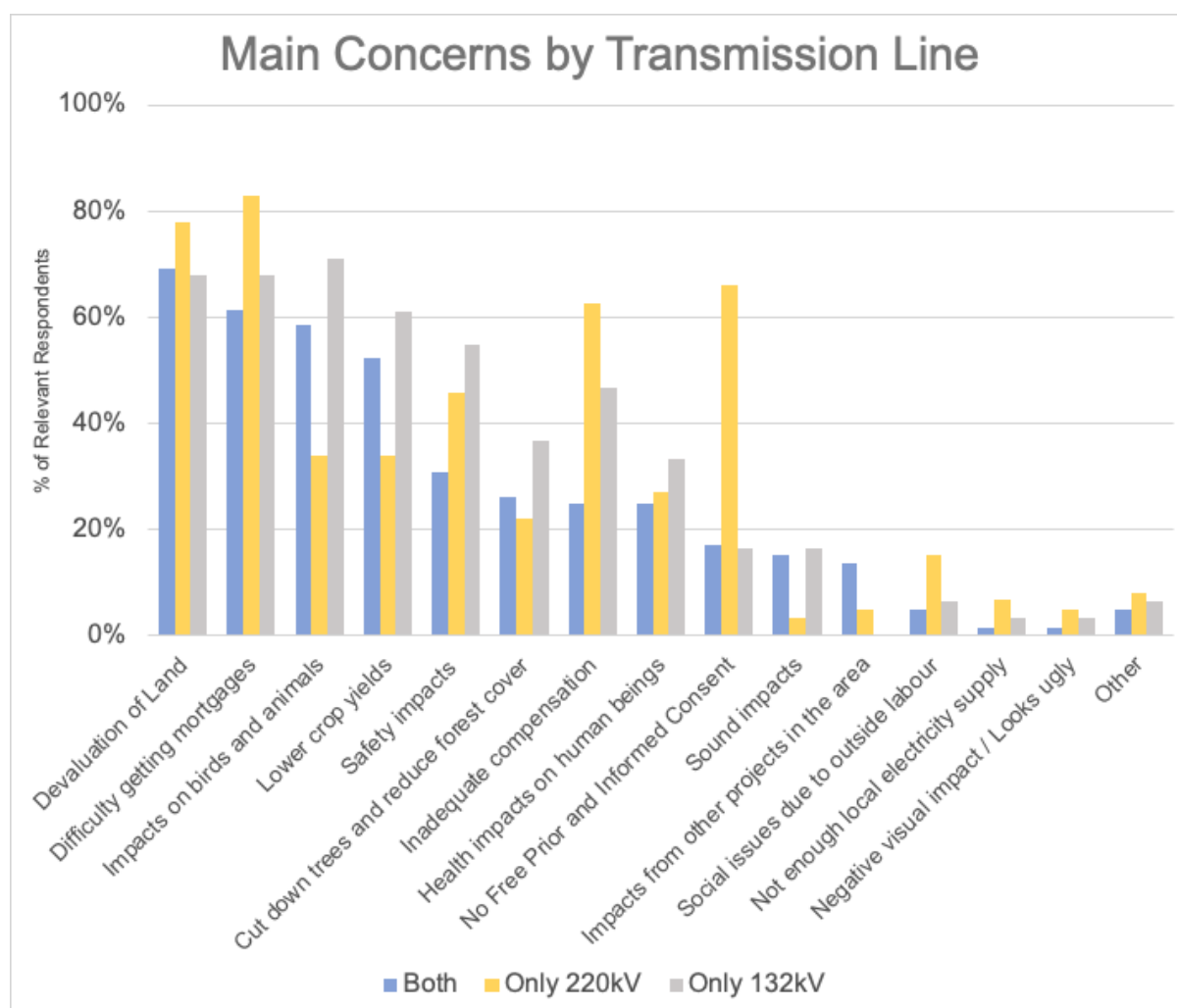
### Other Transmission Lines and Hydropower Projects

Seventy six percent of respondents affected by the 220 kV transmission line are also affected by another transmission line or hydropower project.

Project Name	Only 220 kV Line	220 kV and 132kV Line	220 kV and Distribution Lines	220 kV and Don't Know / Other
Nyadi Hydropower	10	34	20	4
Sino Hydro	2	7	3	0
People's Hydro	3	3	4	1
Khudi Hydropower	1	8	6	1
Don't Know/Other	12	9	7	1
None	17	15	5	0

**Table 6:** Number of respondents affected by other transmission lines and hydropower projects. Responses in the 'Other' category included "Himal Hydro" and "Dordi Hydropower". Data was also collected on the Liberty and Lenko hydropower projects. However, the data is not reflected here as none of them reported being affected by the 220kV Marsyangdi Corridor.

## Comparing Concerns with Other Transmission Lines



Concern	Both	Only 220 kV	Only 132 kV
Devaluation of Land	45	46	21
Difficulty getting mortgages	40	49	21
Impacts on birds and animals	38	20	22
Lower crop yields	34	20	19
Safety impacts	20	27	17
Will cut down trees and reduce forest cover	17	37	14
Inadequate compensation	16	16	10
Health impacts on human beings	16	13	11
Does not have Free Prior and Informed Consent of affected communities	11	39	5
Sound impacts	10	2	5
Impacts from other hydro and transmission projects in the area	9	3	0
Social issues due to outside labour	4	9	3
Not enough local electricity supply	1	4	1
Negative visual impact. Looks ugly.	1	3	1
Other	3	5	2

**Chart 13 & Table 7:** Frequency of concerns selected by respondents affected by either the 220 kV EIB-funded Marsyangdi Corridor Transmission Line only or the 132 kV Bhulbhule Mid-Marsyangdi Transmission Line only, and respondents who are affected by both of them.

## Conclusion

This community led survey shows that a diversity of community members including men, women, Indigenous peoples, and others have a range of concerns about the economic, environmental, and social impacts of the 220 kV Marsyangdi Corridor. Unfortunately, the government and project authorities have to date not done enough to reach out to community members, provide information about the project, and to consult them about the project's numerous impacts.

## Appendix: Survey Forms in Nepali and English

## समुदायले अगुवाई गरेको सर्वेक्षण: लमजुङ्ग, नेपाल

यो सर्वेक्षण लमजुङ्ग अधिकार मञ्चले गरेको हो। यसको उद्देश्य भनेको वहाँहरूको क्षेत्रमा जलविधुत परियोजना सम्बन्धी विकासका कार्यले वहाँका समुदायहरूमाथि परेको प्रभावलाई राम्रोसँग बुझ्नको लागि यो सर्वेक्षण गरिएको हो। यस सर्वेक्षणबाट आएको डाटाको सारांशलाई नेपाल सरकार र यस विकासको परियोजनाका दाताहरूलाई स्थानिय समुदायको मानवअधिकारको सम्मान गर्ने सम्बन्धी ध्यानाकर्षण गराउनको लागि प्रयोग गरिनेछ।

**यस सर्वेक्षणमा प्राप्त गरिएका उत्तरहरूलाई गोप्य राखिनेछ। अधिकार मञ्चले कुनै पनि प्रकारको किटानी पहिचान गर्ने सूचना वा जानकारीलाई सरकार वा परियोजनाका अधिकारी कसैलाई पनि उपलब्ध गराउने छैन। जानकारीको अभिलेख राख्न र आउँदा दिनहरूमा गरिने यसै सम्बन्धी कार्यहरूमा प्रयोग गर्नको लागि मात्र यस्ता किटानी पहिचान गर्ने सूचना वा जानकारी मागिएका हो।**

1. नाम:

2. ठेगाना:

गाउँपालिका:

वार्ड नम्बर:

3. इमेल:

4. फोन नं:

5. जेण्डर:

☐ पुरुष

☐ महिला

☐ अन्य – लेखनुहोस: \_\_\_\_\_

6. उमेर:

वर्ष

7. के तपाईं यस घरपरिवार सम्बन्धी मुख्य निर्णय लिने घरमूली हुनुहुन्छ?

☐ हो

☐ होइन

8. तपाईंले आफ्नो पहिचान कसरी गर्नुहुन्छ?

☐ आदिवासी जनजाति – आफ्नो जनजाति समुदाय उल्लेख गर्नुहोला: \_\_\_\_\_

☐ दलित

☐ ब्राम्हण /क्षेत्री

☐ अन्य – उल्लेख गर्नुहोला: \_\_\_\_\_

9. यस क्षेत्रमा तपाईंको पुर्खा वा परिवारले बसोबास गर्नु भएको कति भयो?

☐ ० देखी ५ वर्ष

☐ ६ देखी २५ वर्ष

☐ २६ देखी ५० वर्ष

☐ ५१ देखी ७५ वर्ष

☐ ७६ देखी १०० वर्ष

☐ १०० वर्षभन्दा पनि बढी

10. तपाईं सहित तपाईंको घरपरिवारको सदस्य कति हो?

परिवार सदस्य कुल संख्या:

प्रौढ महिला संख्या:

प्रौढ पुरुष संख्या:

१८-६० वर्षका महिला:

१८-६० वर्षका पुरुष:

बालिका-किशोरी संख्या:

बालिका-किशोर संख्या:

### तपाईं कस्ता परियोजनाबाट प्रभावित हुनुहुन्छ?

11. के तपाईं प्रसारण तारबाट प्रभावित हुनुहुन्छ?

☐ हो

☐ होइन

☐ थाहा छैन

हो भने, कुन प्रसारण तार वा कुन तारबाट तपाईं प्रभावित हुनुहुन्छ?  
(आफूलाई मिल्ने सबैमा चिन्ह लगाउनुहोला)

☐ २२० केभी – EIBको सहयोग प्राप्त मर्स्याङ्दी करिडोर प्रसारण तार

☐ १३२ केभी – चाईनिज तार

☐ ३३ केभी

☐ ११ केभी

☐ अन्य प्रसारण तार - कृपया नाम उल्लेख गर्नुहोला:

☐ थाहा छैन

12. के तपाईं कुनै जलविधुत उत्पादन परियोजनाबाट प्रभावित हुनुहुन्छ?

☐ छ

☐ छैन

☐ थाहा छैन

हो भने, तपाईं कुन जलविधुत उत्पादन परियोजना वा परियोजनाहरूबाट प्रभावित हुनुहुन्छ?  
(आफूलाई मिल्ने सबैमा चिन्ह लगाउनुहोला)

☐ न्यादी जलविधुत

☐ पिपल्स जलविधुत

☐ लिबर्टी जलविधुत

☐ किसेदी खोला

☐ अन्य जलविधुत परियोजना - कृपया नाम उल्लेख गर्नुहोला

☐ थाहा छैन

13. तपाईंको मानवअधिकारको सम्मानको वकालत गरिरहेका संघर्ष समिति वा अधिकार मञ्च आदि कुनैको सदस्य हुनुहुन्छ?

☐ छु

☐ छैन

14. छैन भने, यस्ता  
समितिहरूमा संलग्न हुन  
चाहनुहुन्छ?

- ☐ छु
- ☐ छैन
- ☐ मलाई यि सबको बारेमा पर्याप्त जानकारी छैन

**यदि यूरोपियन इन्भेष्टमेन्ट बैंकले लगानी गरेको २२० केभी मस्यौदाई करिडोरबाट तपाईं प्रभावित हुनुहुन्छ भने, कृपया तलका प्रश्नहरूको उत्तर दिनुहोला:**

15. तपाईंले २२० केभी  
प्रसारण लाइनको  
बारेमा कसरी थाहा  
पाउनुभयो? (आफूलाई  
मिल्ने सबैमा चिन्ह  
लगाउनुहोला)

- ☐ परियोजना अधिकारीहरू / तपाईंको घरमा सर्वेक्षणकर्ताहरू आए
- ☐ परियोजनाका अधिकारीहरूले सामूहिक छलफल गराएका थिए
- ☐ तपाईंलाई स्थानिय सरकारले जानकारी दिएको
- ☐ जिल्ला प्रमुख अधिकारीले जानकारी दिएको
- ☐ प्रभावित समुदायको अगुवाई रहेको FPIC<sup>1</sup> समिति/ अधिकार मञ्च/ संघर्ष समितिले जानकारी दिए
- ☐ अन्य – उल्लेख गर्नुहोला: \_\_\_\_\_

16. २२० केभी प्रसारण तार  
तपाईंको जग्गा भएर  
जान्छ?

- ☐ हो
- ☐ हैन
- ☐ थाहा छैन

17. के तपाईंको जग्गामा  
२२० केभी प्रसारण  
तारका कुनै टावरहरू  
बनाइन्छ?

- ☐ हो
- ☐ होइन
- ☐ थाहा छैन

18. के तपाईंको घर २२०  
केभी प्रसारण तारको  
नजिक वा मुनि पर्छ?

- ☐ पर्छ। कति नजिक? \_\_\_\_\_ मिटर
- ☐ पर्दैन
- ☐ थाहा छैन

19. तपाईंसँग सरकार वा  
परियोजना सञ्चालन  
गर्ने कम्पनीसँग  
सम्बन्धीत कसैले यस  
परियोजनाको बारेमा  
जानकारी दिएको छ?

- ☐ छ
- ☐ छैन
- ☐ याद छैन

<sup>1</sup> पूर्ण सूचना प्राप्त भए पश्चात कुनै डर-त्रास-लोभमा नपरी दिइएको पूर्व स्विकृती  
ID:

20. २२० केभी प्रसारण  
परियोजना सम्बन्धी  
तपाईंका सरोकारहरू  
छन् कि छैनन्?

- ☐ छन्  
☐ छैन  
☐ यस सम्बन्धी पर्याप्त जानकारी छैन

21. २२० केभी प्रसारण तार सम्बन्धी तपाईंका प्रमुख पाँच (५) सरोकारमा गोलो लगाउनुहोस्।

कुनै पाँच (५) छान्नुहोस्। क्रमसंख्यामा राख्नु आवश्यक छैन।

<p>प्रभावित समुदायले पूर्ण सूचना प्राप्त भए पश्चात कुनै डर-त्रास-लोभमा नपरी दिइएको पूर्व स्विकृती नहुनु</p> 	<p>मानवजातिमा हुने स्वास्थ्य सम्बन्धी (कु)प्रभावहरू</p> 	<p>सुरक्षा सम्बन्धी (कु)प्रभावहरू (उदाहरण, चट्यांग, विधुतिय तरंगबाट ज्यानमा क्षति हुने, प्रसारण टावर खस्ने)</p> 
<p>अपर्याप्त क्षति</p> 	<p>जग्गाको अवमुल्यन हुने (मुल्य घट्ने)</p> 	<p>धितो, ऋण लिन गार्हो हुने</p> 
<p>पशुपंक्षीमा पर्ने (कु)प्रभाव</p> 	<p>बालीनालीको उत्पादनमा कमी हुने</p> 	<p>रुखहरू काटिने र वनक्षेत्रफल घट्ने</p> 
<p>हेर्दा नराप्ति र कुरूप देखिने</p> 	<p>ध्वनीको (कु)प्रभाव</p> 	<p>अपर्याप्त स्थानिय विधुत आपूर्ती</p> 
<p>बाहिरबाट आउने/ल्याइने श्रमिकहरूको कारणले गर्दा सामाजिक मुद्दाका विषयहरू</p> 	<p>अन्य जलविधुत तथा प्रसारण परियोजनाहरूले आफ्नो क्षेत्रहरूमा पार्ने (कु)प्रभावहरू</p> 	<p>अन्य – कृपया उल्लेख गर्नुहोला:</p>



## Community-led survey: Lamjung, Nepal

The Lamjung Rights Forum is doing this survey so we can better understand communities affected by hydropower development in their area. The summary of the data from this survey will be used to ask Nepal government and funders to respect local communities' human rights.

***All identifying information in these answers will be kept confidential. The Rights Forum will not share any identifying information with anyone from the government or project authorities. Any identifying information is being asked only for record keeping and to allow for future follow up.***

1. Name:

2. Address

Guanpalika:

Ward Number:

3. Email:

4. Phone Number:

5. Gender:

☐ Male

☐ Female

☐ Other – please write: \_\_\_\_\_

6. Age:

years

7. Are you the main decision maker of the household?

☐ Yes

☐ No

8. How would you describe yourself?

☐ Indigenous – Please write community name: \_\_\_\_\_

☐ Dalit

☐ Brahmin/Chettri

☐ Other – please write: \_\_\_\_\_

9. How long have your ancestors or family lived in this area?

☐ 0 to 5 years

☐ 6 to 25 years

☐ 26 to 50 years

☐ 51 to 75 years

☐ 76 to 100 years

☐ More than 100 years

10. How many people are in your household, including you?

**Total Number of Family Members:**

Number of elderly women:

Number of elderly men:

Women 18 – 60 years old:

Men 18 – 60 years old:

Number of girl children:

Number of boy children:

ID:

**What projects are you affected by?**

11. Are you affected by any transmission lines?

- ☐ Yes
- ☐ No
- ☐ Do not know

**If yes**, which transmission line or lines are you affected by?  
(Pick as many as apply)

- ☐ 220 kV – EIB-funded Marsyangdi Corridor Transmission Line
- ☐ 132 kV – Chinese line
- ☐ 33 kV
- ☐ 11 kV
- ☐ Other transmission line – please state names: \_\_\_\_\_
- ☐ Do not know

12. Are you affected by any hydroelectric generation projects?

- ☐ Yes
- ☐ No
- ☐ Do not know

**If yes**, which hydroelectric generation project or projects are you affected by?  
(Pick as many as apply)

- ☐ Nyadi Hydropower
- ☐ Peoples Hydro
- ☐ Liberty Hydro
- ☐ Kisedi Khola
- ☐ Other hydro project – please state names: \_\_\_\_\_
- ☐ Do not know

13. Are you part of any Struggle Committee or Rights Forum asking the projects to respect your human rights?

- ☐ Yes
- ☐ No

14. If No, are you interested in joining such a committee?

- ☐ Yes
- ☐ No
- ☐ I do not know enough about it

**If you are affected by the European Investment Bank-funded 220 kV Marsyangdi Corridor, please answer the following questions:**

15. How did you hear about the 220 kV transmission line?  
(Please check all that apply)

- ☐ Project authorities / surveyors came to your house
- ☐ Project authorities did group meetings
- ☐ Local government told you
- ☐ Chief District Officer told you
- ☐ FPIC Committee/ Rights Forum/ Struggle committee told you
- ☐ Other – please write: \_\_\_\_\_

16. Will the 220 kV transmission line pass through your land?

- ☐ Yes
- ☐ No
- ☐ Do not know

17. Will any towers for the 220 kV transmission line be built on your land?

- ☐ Yes
- ☐ No
- ☐ Do not know

18. Will your house be under or close to the 220 kV transmission line?

- ☐ Yes. How close? \_\_\_\_\_ meters
- ☐ No
- ☐ Do not know

19. Has anyone from the government or project company spoken to you about the project?


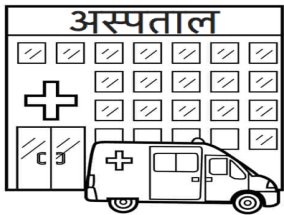










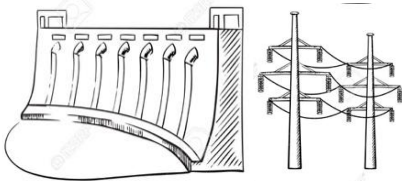
- ☐ Yes
- ☐ No
- ☐ Do not remember

20. Do you have any concerns about the 220kv transmission line project?

- ☐ Yes
- ☐ No
- ☐ Do not have enough information

**21. Please circle your top five (5) concerns about the 220 kV transmission line project.**

*Please choose any five (5). No ranking necessary.*

<p>Does not have Free Prior and Informed Consent of affected communities</p> 	<p>Health impacts on human beings</p> 	<p>Safety impacts (e.g., lightning, electrocution, towers falling, etc.)</p> 
<p>Inadequate compensation</p> 	<p>Devaluation of Land</p> 	<p>Difficulty getting mortgages</p> 
<p>Impacts on birds and animals</p> 	<p>Lower crop yields</p> 	<p>Will cut down trees and reduce forest cover</p> 
<p>Negative visual impact. Looks ugly.</p> 	<p>Sound impacts</p> 	<p>Not enough local electricity supply</p> 
<p>Social issues due to outside labour</p> 	<p>Impacts from other hydro and transmission projects in the area</p> 	<p>Other – please write:</p>